

TRANSITION TO TOUCHLESS


The full impact of COVID-19 remains uncertain. What is certain, though, is how to reduce its spread. In commercial buildings, that starts when you open the door.

Touchless door hardware solutions lessen contact transmission and minimize opportunities for exposure. Whether it's public restrooms, main entrances or individual offices, hands-free environments have gone from a special feature to a necessity today.

The touchless solution sets listed are just a few of the options available. Unified will work with you to determine the right touchless solutions for your building, budget and long-term goals.

Contact us at Unified.

ALLEGION™ 



VON DUPRIN.

LCN.

FALCON.

SCHLAGE



Allegion's priority is to keep people safe where they live, work and thrive. Our comprehensive portfolio of solutions helps you create touchless openings in multifamily properties, healthcare facilities, commercial offices, K-12 schools and higher education campuses. Allegion's touchless solutions allow you to automate the door opening, avoid hand-to-door contact and create a hands-free space.

SINGLE DOOR W/ CARD READER & ELECTRIC RETRACTION EXIT DEVICE*

QTY.	ITEM DESCRIPTION
1	LCN 9542 REG x Header Length x Finish – Single Automatic Operator
1	EXISTING CARD READER (by Door Integrator)
1	Von Duprin QEL98 x Trim Style x Door Width x Finish - Rim Exit Device w/ Electric Retraction
1	Von Duprin EPT-2 x Finish – Electric Power Transfer
1	KRN-SWINGER-75W – Swinger Control
2	BEA MS08 - Touchless Push Plate
OPTIONAL ACCESSORIES	
1	BEA 10BodyGuardIII – Body Guard Sensor
2	BEA 10SuperScanII – Safety Sensor

SINGLE DOOR W/ CARD READER & ELECTRIC STRIKE*

QTY.	ITEM DESCRIPTION
1	LCN 9542 REG x Header Length x Finish – Single Automatic Operator
1	EXISTING CARD READER (by Door Integrator)
1	Von Duprin 98 x Trim Style x Door Width x Finish - Rim Exit Device
1	Von Duprin 6300 x Finish – Electric Strike
2	BEA MS08 - Touchless Push Plate
OPTIONAL ACCESSORIES	
1	BEA 10BodyGuardIII – Body Guard Sensor
2	BEA 10SuperScanII – Safety Sensor

DOUBLE DOOR W/ CARD READER & MAG LOCKS (SIMULTANEOUS PAIR)*

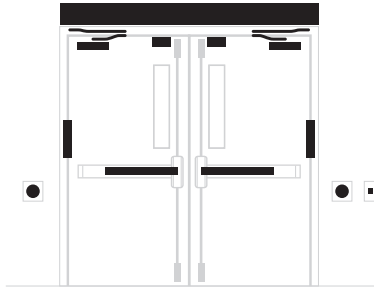
QTY.	ITEM DESCRIPTION
1	LCN 9550 REG/STD x Header Length x Finish – Double Automatic Operator
1	EXISTING CARD READER (by Door Integrator)
2	Schlage M490 x Finish – Mag Lock
1	KRN-SWINGER-75W – Swinger Control
1	FIRE ALARM RELEASE BY OTHERS
2	BEA MS08 - Touchless Push Plate
OPTIONAL ACCESSORIES	
2	BEA 10BodyGuardIII – Body Guard Sensor
4	BEA 10SuperScanII – Safety Sensor

DOUBLE DOOR W/ CARD READER & ELECTRIC RETRACTION EXIT DEVICES*

QTY.	ITEM DESCRIPTION
1	LCN 9550 REG/STD x Header Length x Finish – Double Automatic Operator
1	EXISTING CARD READER (by Door Integrator)
2	Von Duprin QEL 9827 x Trim Style x Door Width x Finish – Surface Vertical Rod Exit Device w/ Electric Retraction
2	Von Duprin EPT-2 x Finish – Electric Power Transfer
1	KRN-SWINGER-75W – Swinger Control
2	BEA MS08 - Touchless Push Plate
OPTIONAL ACCESSORIES	
2	BEA 10BodyGuardIII – Body Guard Sensor
4	BEA 10SuperScanII – Safety Sensor

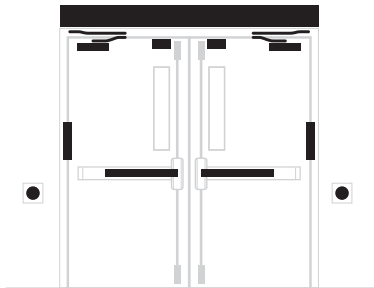
*Fire-rated products should be specified for all fire-rated applications/openings.

Allegion's priority is to keep people safe where they live, work and thrive. Our comprehensive portfolio of solutions helps you create touchless openings in multifamily properties, healthcare facilities, commercial offices, K-12 schools and higher education campuses. Allegion's touchless solutions allow you to automate the door opening, avoid hand-to-door contact and create a hands-free space



DOUBLE EGRESS DOORS W/ CARD READER & ELECTRIC RETRACTION EXIT HARDWARE*

QTY.	ITEM DESCRIPTION
1	LCN 9550 REG/STD x Header Length x Finish – Double Egress Automatic Operator
1	EXISTING CARD READER (by Door Integrator)
2	Von Duprin QEL 9827EO x Door Width x Finish – Surface Vertical Rod Exit Device w/ Electric Retraction
2	Von Duprin EPT-2 x Finish – Electric Power Transfer
1	KRN-SWINGER-75W – Swinger Control
2	BEA MS08 - Touchless Push Plate
OPTIONAL ACCESSORIES	
2	BEA 10BodyGuardIII – Body Guard Sensor
4	BEA 10SuperScanII – Safety Sensor



DOUBLE EGRESS DOORS W/ PUSH/PULL HARDWARE*

QTY.	ITEM DESCRIPTION
1	LCN 9550 REG/STD x Header Length x Finish – Double Egress Automatic Operator
2	BEA MS08 - Touchless Push Plate
2	Push Hardware
2	Pull Hardware
OPTIONAL ACCESSORIES	
2	BEA 10BodyGuardIII – Body Guard Sensor
4	BEA 10SuperScanII – Safety Sensor

Sample Solution Sets for Common Openings

The touchless solution sets listed are examples only. Most openings have multiple options available. Unified will work with you to specify solutions that fit your building's specific needs.

*Fire-rated products should be specified for all fire-rated applications/openings.

Unified Door & Hardware Group can help you transition to touchless and build confidence in public spaces again. We can recommend solutions to match your specs — whether retrofit or all new hardware.

COMMERCIAL HARDWARE | CUSTOM ENGINEERED OPENINGS
EJ ENTERPRISES | HALPERN | HUDSON VALLEY DOOR & HARDWARE
LIBERTY DOOR SYSTEMS | NEW DOOR INSTALLATION
NEXT DOOR DISTRIBUTION | PREVENT SECURITY & TECHNOLOGY
TRU-FIT | WEINSTEIN & HOLTZMAN

TRANSITION TO TOUCHLESS

The full impact of COVID-19 remains uncertain. What is certain, though, is how to reduce its spread. In commercial buildings, that starts when you open the door.

Touchless door hardware solutions lessen contact transmission and minimize opportunities for exposure. Whether it's public restrooms, main entrances or individual offices, hands-free environments have gone from a special feature to a necessity today.

The touchless solution sets listed are just a few of the options available. Unified will work with you to determine the right touchless solutions for your building, budget and long-term goals.

Contact us at Unified.

ASSA ABLOY



ARROW
LOCK & DOOR HARDWARE

**Corbin
Russwin**

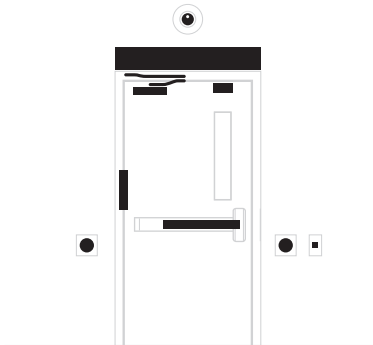
medeco

Yale

SARGENT

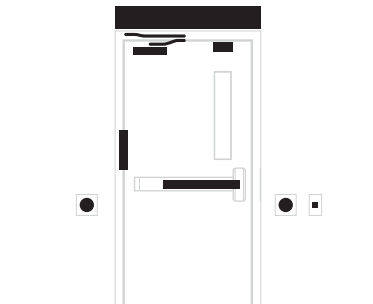


With a hands-free door opening, you can keep your hands clean from entrance to exit. ASSA ABLOY touchless solutions offer quick and affordable options to meet this challenge. Ideal for retrofit as well as new construction, our hands-free solutions offer a way to improve facility cleanliness by reducing touchpoints on highly trafficked openings. Most of all, ASSA ABLOY solutions work together simply to give you simplicity, efficiency and safety.



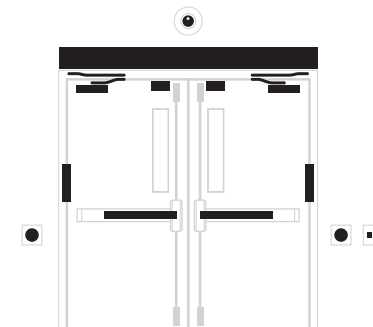
SINGLE DOOR W/ CARD READER & ELECTRIC RETRACTION EXIT DEVICE*

QTY.	ITEM DESCRIPTION
1	Norton 6000 Series x Header Length x Finish – Single Automatic Operator
1	EXISTING CARD READER (by Door Integrator)
1	Sargent 56 8804 x Trim Style x Rail Size x Finish – Rim Exit Device w/ Electric Retraction
1	Securitron CEPT-10 x Finish – Electric Power Transfer
1	KRN-SWINGER-75W – Swinger Control
2	BEA MS08 - Touchless Push Plate
OPTIONAL ACCESSORIES	
1	BEA 10BodyGuardIII – Body Guard Sensor
2	BEA 10SuperScanII – Safety Sensor



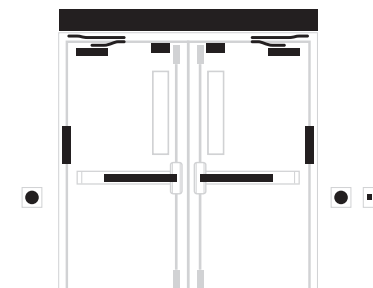
SINGLE DOOR W/ CARD READER & ELECTRIC STRIKE*

QTY.	ITEM DESCRIPTION
1	Norton 6000 Series x Header Length x Finish – Single Automatic Operator
1	EXISTING CARD READER (by Door Integrator)
1	Sargent 8804 x Trim Style x Rail Size x Finish – Rim Exit Device
1	HES 9600 x 630 – Electric Strike
2	BEA MS08 - Touchless Push Plate
OPTIONAL ACCESSORIES	
1	BEA 10BodyGuardIII – Body Guard Sensor
2	BEA 10SuperScanII – Safety Sensor



DOUBLE DOOR W/ CARD READER & MAG LOCKS*

QTY.	ITEM DESCRIPTION
1	Norton D6000 Series x Door Width x Finish – Double Automatic Operator
1	EXISTING CARD READER (by Door Integrator)
2	Alarm Controls 1200LB – Mag Lock
1	KRN-SWINGER-75W – Swinger Control
1	FIRE ALARM RELEASE BY OTHERS
2	BEA MS08 - Touchless Push Plate
OPTIONAL ACCESSORIES	
2	BEA 10BodyGuardIII – Body Guard Sensor
4	BEA 10SuperScanII – Safety Sensor



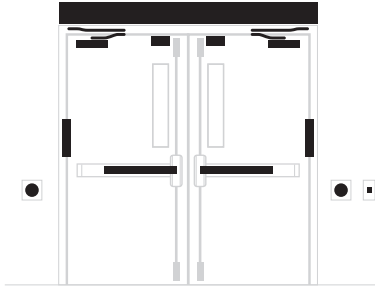
DOUBLE DOOR W/ CARD READER & ELECTRIC RETRACTION EXIT DEVICES*

QTY.	ITEM DESCRIPTION
1	Norton D6000 Series x Door Width x Finish – Double Automatic Operator
1	EXISTING CARD READER (by Door Integrator)
2	Sargent 56 8804 x Trim Style x Rail Size x Finish – Rim Exit Device w/ Electric Retraction
2	Securitron CEPT-10 x Finish – Electric Power Transfer
1	KRN-SWINGER-75W – Swinger Control
2	BEA MS08 - Touchless Push Plate
OPTIONAL ACCESSORIES	
1	BEA 10BodyGuardIII – Body Guard Sensor
2	BEA 10SuperScanII – Safety Sensor

*Fire-rated products should be specified for all fire-rated applications/openings.

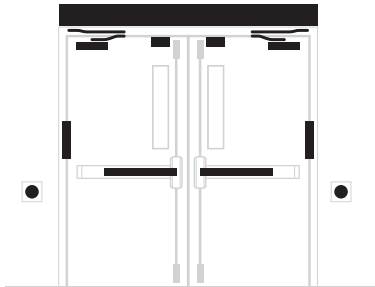


With a hands-free door opening, you can keep your hands clean from entrance to exit. ASSA ABLOY touchless solutions offer quick and affordable options to meet this challenge. Ideal for retrofit as well as new construction, our hands-free solutions offer a way to improve facility cleanliness by reducing touchpoints on highly trafficked openings. Most of all, ASSA ABLOY solutions work together simply to give you simplicity, efficiency and safety.



DOUBLE DOOR W/ CARD READER & ELECTRIC RETRACTION EXIT DEVICES*

QTY.	ITEM DESCRIPTION
v	Norton D6000 Series x Door Width x Finish – Double Automatic Operator
1	EXISTING CARD READER (by Door Integrator)
2	Sargent 56 8804 x Trim Style x Rail Size x Finish – Rim Exit Device w/ Electric Retraction
2	Securitron CEPT-10 x Finish – Electric Power Transfer
1	KRN-SWINGER-75W – Swinger Control
2	BEA MS08 - Touchless Push Plate
OPTIONAL ACCESSORIES	
1	BEA 10BodyGuardIII – Body Guard Sensor
2	BEA 10SuperScanII – Safety Sensor



DOUBLE EGRESS DOORS W/ PUSH/PULL HARDWARE*

QTY.	ITEM DESCRIPTION
1	Norton D6001DE Series x Door Width x Finish – Double Egress Automatic Operator
2	BEA MS08 - Touchless Push Plate
2	Push Hardware
2	Pull Hardware
OPTIONAL ACCESSORIES	
2	BEA 10BodyGuardIII – Body Guard Sensor
4	BEA 10SuperScanII – Safety Sensor

Sample Solution Sets for Common Openings

The touchless solution sets listed are examples only. Most openings have multiple options available. Unified will work with you to specify solutions that fit your building's specific needs.

*Fire-rated products should be specified for all fire-rated applications/openings.



Unified Door & Hardware Group can help you transition to touchless and build confidence in public spaces again. We can recommend solutions to match your specs — whether retrofit or all new hardware.

COMMERCIAL HARDWARE | CUSTOM ENGINEERED OPENINGS
EJ ENTERPRISES | HALPERN | HUDSON VALLEY DOOR & HARDWARE
LIBERTY DOOR SYSTEMS | NEW DOOR INSTALLATION
NEXT DOOR DISTRIBUTION | PREVENT SECURITY & TECHNOLOGY
TRU-FIT | WEINSTEIN & HOLTZMAN

TRANSITION TO TOUCHLESS

The full impact of COVID-19 remains uncertain. What is certain, though, is how to reduce its spread. In commercial buildings, that starts when you open the door.

Touchless door hardware solutions lessen contact transmission and minimize opportunities for exposure. Whether it's public restrooms, main entrances or individual offices, hands-free environments have gone from a special feature to a necessity today.

The touchless solution sets listed are just a few of the options available. Unified will work with you to determine the right touchless solutions for your building, budget and long-term goals.

Contact us at Unified.

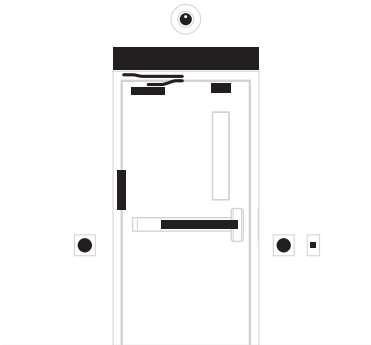
DETEX





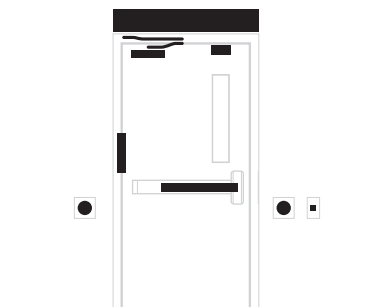
Ideal for ADA applications and locations where hygiene is important, Detex's germ-free door hardware keeps germs at bay. From Advantex to automatic operators, Detex has your germ-free door hardware covered and Detex's touchless door activation makes opening doors as easy as a wave.

SINGLE DOOR W/ CARD READER & ELECTRIC RETRACTION EXIT DEVICE*



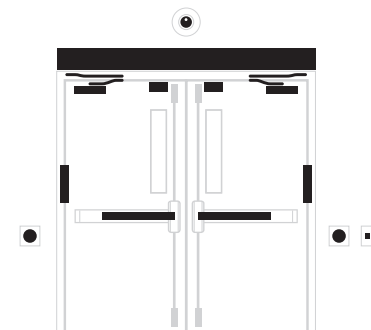
QTY.	ITEM DESCRIPTION
1	Detex AO19-1 x Hand x Push/Pull x Finish – Single Automatic Operator
1	EXISTING CARD READER (by Door Integrator)
1	Detex ER 1003 x Trim Style x Door Width x Finish – Rim Exit Device w/ Electric Retraction
1	ABH PT200EZ x Finish – Electric Power Transfer
1	KRN-SWINGER-75W – Swinger Control
2	BEA MS08 - Touchless Push Plate
OPTIONAL ACCESSORIES	
1	BEA 10BodyGuardIII – Body Guard Sensor
2	BEA 10SuperScanII – Safety Sensor

SINGLE DOOR W/ CARD READER & ELECTRIC STRIKE*



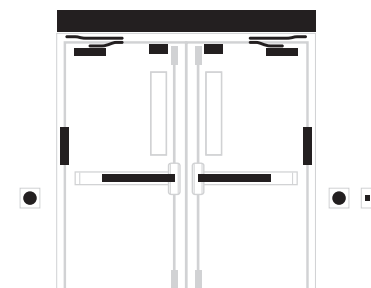
QTY.	ITEM DESCRIPTION
1	Detex AO19-1 x Hand x Push/Pull x Finish – Single Automatic Operator
1	EXISTING CARD READER (by Door Integrator)
1	Detex 1003 x Trim Style x Door Width x Finish – Rim Exit Device
1	HES 9600 x 630 – Electric Strike
2	BEA MS08 - Touchless Push Plate
OPTIONAL ACCESSORIES	
1	BEA 10BodyGuardIII – Body Guard Sensor
2	BEA 10SuperScanII – Safety Sensor

DOUBLE DOOR W/ CARD READER & MAG LOCKS*



QTY.	ITEM DESCRIPTION
1	Detex AO19-2 x Hand x Push/Pull x Finish – Double Automatic Operator
1	EXISTING CARD READER (by Door Integrator)
2	Alarm Controls 1200LB – Mag Lock
1	KRN-SWINGER-75W – Swinger Control
1	FIRE ALARM RELEASE BY OTHERS
2	BEA MS08 - Touchless Push Plate
OPTIONAL ACCESSORIES	
2	BEA 10BodyGuardIII – Body Guard Sensor
4	BEA 10SuperScanII – Safety Sensor

DOUBLE DOOR W/ CARD READER & ELECTRIC RETRACTION EXIT DEVICES*



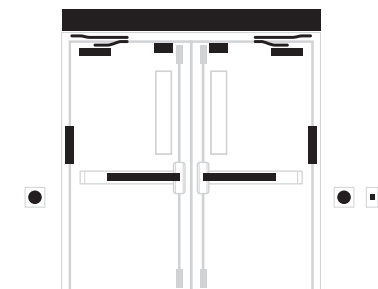
QTY.	ITEM DESCRIPTION
1	Detex AO19-2 x Hand x Push/Pull x Finish – Double Automatic Operator
1	EXISTING CARD READER (by Door Integrator)
2	Detex ER 2003 x Trim Style x Door Width x Finish – Surface Vertical Rod Exit Device w/ Electric Retraction
2	ABH PT200EZ x Finish – Electric Power Transfer
1	KRN-SWINGER-75W – Swinger Control
2	BEA MS08 - Touchless Push Plate
OPTIONAL ACCESSORIES	
2	BEA 10BodyGuardIII – Body Guard Sensor
4	BEA 10SuperScanII – Safety Sensor

*Fire-rated products should be specified for all fire-rated applications/openings.



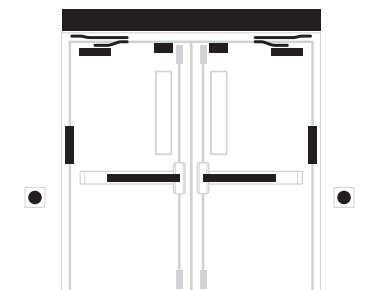
Ideal for ADA applications and locations where hygiene is important, Detex's germ-free door hardware keeps germs at bay. From Advantex to automatic operators, Detex has your germ-free door hardware covered and Detex's touchless door activation makes opening doors as easy as a wave.

DOUBLE EGRESS DOORS W/ CARD READER & ELECTRIC RETRACTION EXIT HARDWARE*



QTY.	ITEM DESCRIPTION
1	Detex AO19-3 x Hand x Push/Pull x Finish – Double Egress Automatic Operator
1	EXISTING CARD READER (by Door Integrator)
2	Detex ER 2001 x Trim Style x Door Width x Finish – Surface Vertical Rod Exit Device w/ Electric Retraction
2	ABH PT200EZ x Finish – Electric Power Transfer
1	KRN-SWINGER-75W – Swinger Control
2	BEA MS08 - Touchless Push Plate
OPTIONAL ACCESSORIES	
2	BEA 10BodyGuardIII – Body Guard Sensor
4	BEA 10SuperScanII – Safety Sensor

DOUBLE EGRESS DOORS W/ PUSH/PULL HARDWARE*



QTY.	ITEM DESCRIPTION
1	Detex AO19-3 x Hand x Push/Pull x Finish – Double Egress Automatic Operator
2	BEA MS08 - Touchless Push Plate
2	Push Hardware
2	Pull Hardware
OPTIONAL ACCESSORIES	
2	BEA 10BodyGuardIII – Body Guard Sensor
4	BEA 10SuperScanII – Safety Sensor

Sample Solution Sets for Common Openings

The touchless solution sets listed are examples only. Most openings have multiple options available. Unified will work with you to specify solutions that fit your building's specific needs.

*Fire-rated products should be specified for all fire-rated applications/openings.



Unified Door & Hardware Group can help you transition to touchless and build confidence in public spaces again. We can recommend solutions to match your specs — whether retrofit or all new hardware.

COMMERCIAL HARDWARE | CUSTOM ENGINEERED OPENINGS
EJ ENTERPRISES | HALPERN | HUDSON VALLEY DOOR & HARDWARE
LIBERTY DOOR SYSTEMS | NEW DOOR INSTALLATION
NEXT DOOR DISTRIBUTION | PREVENT SECURITY & TECHNOLOGY
TRU-FIT | WEINSTEIN & HOLTZMAN

TRANSITION TO TOUCHLESS

The full impact of COVID-19 remains uncertain. What is certain, though, is how to reduce its spread. In commercial buildings, that starts when you open the door.

Touchless door hardware solutions lessen contact transmission and minimize opportunities for exposure. Whether it's public restrooms, main entrances or individual offices, hands-free environments have gone from a special feature to a necessity today.

The touchless solution sets listed are just a few of the options available. Unified will work with you to determine the right touchless solutions for your building, budget and long-term goals.

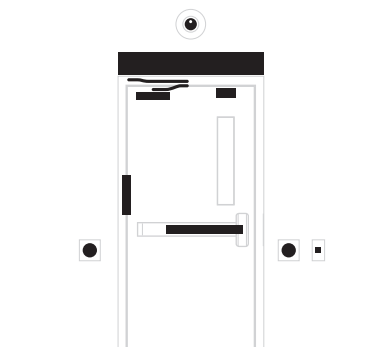
Contact us at Unified.

dormakaba



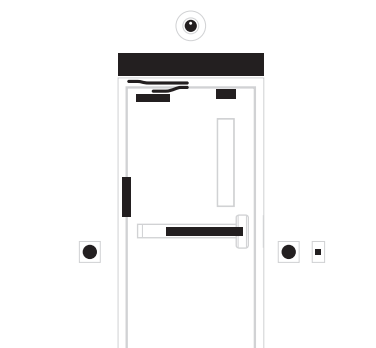


Touchless access is crucial in high contact public places such as healthcare facilities, restaurants, schools, offices and restrooms. Your access system shouldn't be a barrier to entry. dormakaba offers many solutions to fit your evolving needs. We can help you transform any manual opening door into an automatic opening so that it minimizes high-frequency touchpoints, reduces the spread of germs and, ultimately, make building occupants feel safe.



SINGLE DOOR W/ CARD READER & ELECTRIC RETRACTION EXIT DEVICE*

QTY.	ITEM DESCRIPTION
1	ED900 J8 Low Engery Operator
1	9300 MLR Exit Device X YR08 Trim 630
1	ES105 Power Transfer
1	ABH PT200EZ x Finish - Electric Power Transfer
1	KRN-SWINGER-75W - Swinger Control
2	BEA MS08 - Touchless Push Plate
OPTIONAL ACCESSORIES	
1	BEA 10BodyGuardIII - Body Guard Sensor
2	BEA 10SuperScanII - Safety Sensor



SINGLE DOOR W/ CARD READER & ELECTRIC STRIKE*

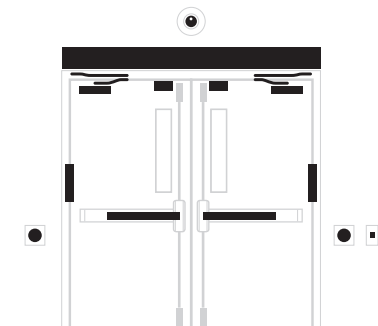
QTY.	ITEM DESCRIPTION
1	ED900 J8 Low Engery Operator
1	ES62 FSV Exlectric Strike 630
1	9300 Exit Device X PRT03 Pull TrimTrim 630
1	HES 9600 x 630 - Electric Strike
2	BEA MS08 - Touchless Push Plate
OPTIONAL ACCESSORIES	
1	BEA 10BodyGuardIII - Body Guard Sensor
2	BEA 10SuperScanII - Safety Sensor

*Fire-rated products should be specified for all fire-rated applications/openings.



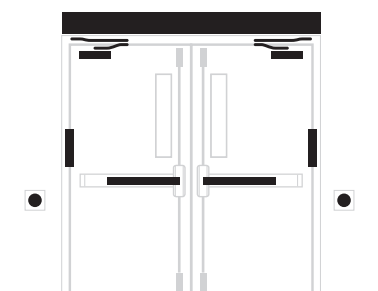
Touchless access is crucial in high contact public places such as healthcare facilities, restaurants, schools, offices and restrooms. Your access system shouldn't be a barrier to entry. dormakaba offers many solutions to fit your evolving needs. We can help you transform any manual opening door into an automatic opening so that it minimizes high-frequency touchpoints, reduces the spread of germs and, ultimately, make building occupants feel safe.

DOUBLE DOOR W/ CARD READER & MAG LOCKS*



QTY.	ITEM DESCRIPTION
1	ED900PR J8 Low Engery Operator
2	9400 MLR Exit Device X YR08 Trim 630
2	ES105 Power Transfer
1	KRN-SWINGER-75W – Swinger Control
1	FIRE ALARM RELEASE BY OTHERS
2	BEA MS08 - Touchless Push Plate
OPTIONAL ACCESSORIES	
2	BEA 10BodyGuardIII – Body Guard Sensor
4	BEA 10SuperScanII – Safety Sensor

DOUBLE DOOR W/ CARD READER & ELECTRIC RETRACTION EXIT DEVICES*



QTY.	ITEM DESCRIPTION
1	ED900PR J8 Low Engery Operator
1	EML 320 Double Door Electromagnetic Lock 628
2	ES105 Power Transfer
2	ABH PT200EZ x Finish – Electric Power Transfer
1	KRN-SWINGER-75W – Swinger Control
2	BEA MS08 - Touchless Push Plate
OPTIONAL ACCESSORIES	
2	BEA 10BodyGuardIII – Body Guard Sensor
4	BEA 10SuperScanII – Safety Sensor

Sample Solution Sets for Common Openings

The touchless solution sets listed are examples only. Most openings have multiple options available. Unified will work with you to specify solutions that fit your building's specific needs.

*Fire-rated products should be specified for all fire-rated applications/openings.



Unified Door & Hardware Group can help you transition to touchless and build confidence in public spaces again. We can recommend solutions to match your specs — whether retrofit or all new hardware.

COMMERCIAL HARDWARE | CUSTOM ENGINEERED OPENINGS
EJ ENTERPRISES | HALPERN | HUDSON VALLEY DOOR & HARDWARE
LIBERTY DOOR SYSTEMS | NEW DOOR INSTALLATION
NEXT DOOR DISTRIBUTION | PREVENT SECURITY & TECHNOLOGY
TRU-FIT | WEINSTEIN & HOLTZMAN

UNIFIED

DOOR & HARDWARE GROUP

TRANSITION TO TOUCHLESS


The full impact of COVID-19 remains uncertain. What is certain, though, is how to reduce its spread. In commercial buildings, that starts when you open the door.

Touchless door hardware solutions lessen contact transmission and minimize opportunities for exposure. Whether it's public restrooms, main entrances or individual offices, hands-free environments have gone from a special feature to a necessity today.

The touchless solution sets listed are just a few of the options available. Unified will work with you to determine the right touchless solutions for your building, budget and long-term goals.

Contact us at Unified.





Mechanical hardware that can be operated with a foot, elbow, wrist or other body part, so your hands can be free and clean from viruses.

ABH HANDS-FREE DOOR OPENERS

QTY.	ITEM DESCRIPTION
1	1 LR6600CN Wide Paddle
2	1 18113CN Push Plate
3	1 Clean Copper Adhesive
4	1 6800QCN Quiet Slim Paddle
5	1 18111CN Pull and Push Set
6	1 AP100CN Arm Pull

ROCKWOOD

Reduce skin-to-surface touchpoints with Rockwood hands-free door pulls. Rockwood arm and foot pulls are easy, cost-effective options for hands-free door operation in new and pre-existing aluminum, metal or wood openings, such as entrances, corridors and restrooms.

ROCKWOOD HANDS-FREE DOOR OPENERS




QTY.	ITEM DESCRIPTION
1	1 Rockwood FP1230 Foot Pull
2	1 Rockwood AP1140 Arm Pull
3	1 Rockwood AP1141 Arm Pull
4	1 Rockwood AP1007 Arm Pull with Plate
5	1 Rockwood 193 Hand/Arm Pull



Trimco's Healthy Hardware further protects against infectious germs, thanks to the CuVerro copper nickel alloys that actively kill bacteria.

TRIMCO HEALTHY HARDWARE PUSH/PULL PLATES, GRIPS, BARS, AND LEVERS



QTY.	ITEM DESCRIPTION
1	1 UFP - Trimco Ultimate Foot Pull
2	1 1035-1 - Trimco Healthy Hardware Ultimate Restroom Pull with Plate 3" x 12"
3	1 1835-3 - Trimco Healthy Hardware Ultimate Restroom Pull 4" x 16"
4	1 1135 Series - Trimco Healthy Hardware ADA Compliant Ultimate Restroom Pulls
5	1 1017-2 - Trimco Healthy Hardware Heavy Duty Pull Plate 3-1/2' x 15' - 6" CTC
6	1 1191-3 - Trimco Healthy Hardware Offset Grips 10" CTC
7	1 AP121 - Trimco Healthy Hardware 1" Diameter Round Straight Bent Pull
8	1 AP221 - Trimco Healthy Hardware 1" Diameter Round Offset Bent Pull
9	1 AP311 - Trimco Healthy Hardware 1-1/4" Diameter Adjustable Pull
10	1 AP411 - Trimco Healthy Hardware Architectural Ladder Pulls, 1" Diameter (multiple styles available)
11	1 1185 - Trimco Healthy Hardware Series Pull
12	1 1745 Series - Push/Pull Bar
13	1 PBT 8000 - Push Pad Cover
14	1 1001-1 - Trimco Healthy Hardware Heavy Duty Push Plates 3" x 12"
15	1 1017-2 - Trimco Heavy Duty Pull Plates 3-1/2" x 15"



Unified Door & Hardware Group can help you transition to touchless and build confidence in public spaces again. We can recommend solutions to match your specs — whether retrofit or all new hardware.

COMMERCIAL HARDWARE | CUSTOM ENGINEERED OPENINGS
EJ ENTERPRISES | HALPERN | HUDSON VALLEY DOOR & HARDWARE
LIBERTY DOOR SYSTEMS | NEW DOOR INSTALLATION
NEXT DOOR DISTRIBUTION | PREVENT SECURITY & TECHNOLOGY
TRU-FIT | WEINSTEIN & HOLTZMAN