

TRANSITION TO TOUCHLESS

The full impact of COVID-19 remains uncertain. What is certain, though, is how to reduce its spread. In commercial buildings, that starts when you open the door.

Touchless door hardware solutions lessen contact transmission and minimize opportunities for exposure. Whether it's public restrooms, main entrances or individual offices, hands-free environments have gone from a special feature to a necessity today.

The touchless solution sets listed are just a few of the options available. Unified will work with you to determine the right touchless solutions for your building, budget and long-term goals.

Contact us at Unified.

ASSA ABLOY



ARROW
LOCK & DOOR HARDWARE

**Corbin
Russwin**

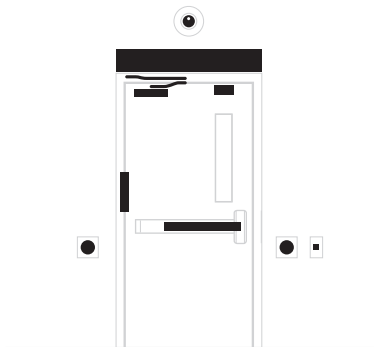
medeco

Yale

SARGENT

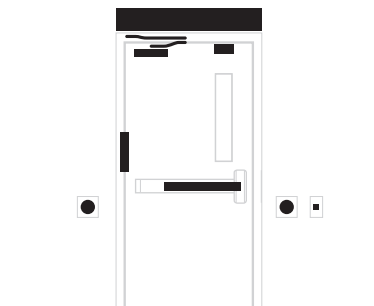


With a hands-free door opening, you can keep your hands clean from entrance to exit. ASSA ABLOY touchless solutions offer quick and affordable options to meet this challenge. Ideal for retrofit as well as new construction, our hands-free solutions offer a way to improve facility cleanliness by reducing touchpoints on highly trafficked openings. Most of all, ASSA ABLOY solutions work together simply to give you simplicity, efficiency and safety.



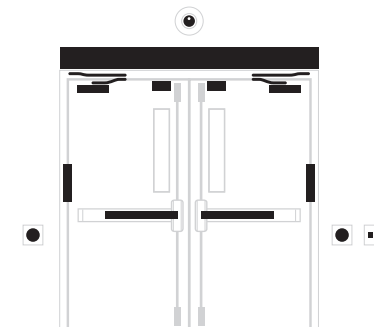
SINGLE DOOR W/ CARD READER & ELECTRIC RETRACTION EXIT DEVICE*

QTY.	ITEM DESCRIPTION
1	Norton 6000 Series x Header Length x Finish – Single Automatic Operator
1	EXISTING CARD READER (by Door Integrator)
1	Sargent 56 8804 x Trim Style x Rail Size x Finish – Rim Exit Device w/ Electric Retraction
1	Securitron CEPT-10 x Finish – Electric Power Transfer
1	KRN-SWINGER-75W – Swinger Control
2	BEA MS08 - Touchless Push Plate
OPTIONAL ACCESSORIES	
1	BEA 10BodyGuardIII – Body Guard Sensor
2	BEA 10SuperScanII – Safety Sensor



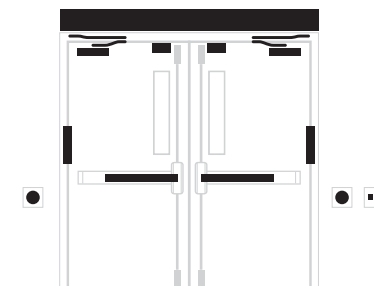
SINGLE DOOR W/ CARD READER & ELECTRIC STRIKE*

QTY.	ITEM DESCRIPTION
1	Norton 6000 Series x Header Length x Finish – Single Automatic Operator
1	EXISTING CARD READER (by Door Integrator)
1	Sargent 8804 x Trim Style x Rail Size x Finish – Rim Exit Device
1	HES 9600 x 630 – Electric Strike
2	BEA MS08 - Touchless Push Plate
OPTIONAL ACCESSORIES	
1	BEA 10BodyGuardIII – Body Guard Sensor
2	BEA 10SuperScanII – Safety Sensor



DOUBLE DOOR W/ CARD READER & MAG LOCKS*

QTY.	ITEM DESCRIPTION
1	Norton D6000 Series x Door Width x Finish – Double Automatic Operator
1	EXISTING CARD READER (by Door Integrator)
2	Alarm Controls 1200LB – Mag Lock
1	KRN-SWINGER-75W – Swinger Control
1	FIRE ALARM RELEASE BY OTHERS
2	BEA MS08 - Touchless Push Plate
OPTIONAL ACCESSORIES	
2	BEA 10BodyGuardIII – Body Guard Sensor
4	BEA 10SuperScanII – Safety Sensor



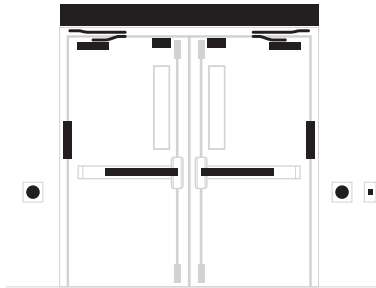
DOUBLE DOOR W/ CARD READER & ELECTRIC RETRACTION EXIT DEVICES*

QTY.	ITEM DESCRIPTION
1	Norton D6000 Series x Door Width x Finish – Double Automatic Operator
1	EXISTING CARD READER (by Door Integrator)
2	Sargent 56 8804 x Trim Style x Rail Size x Finish – Rim Exit Device w/ Electric Retraction
2	Securitron CEPT-10 x Finish – Electric Power Transfer
1	KRN-SWINGER-75W – Swinger Control
2	BEA MS08 - Touchless Push Plate
OPTIONAL ACCESSORIES	
1	BEA 10BodyGuardIII – Body Guard Sensor
2	BEA 10SuperScanII – Safety Sensor

*Fire-rated products should be specified for all fire-rated applications/openings.

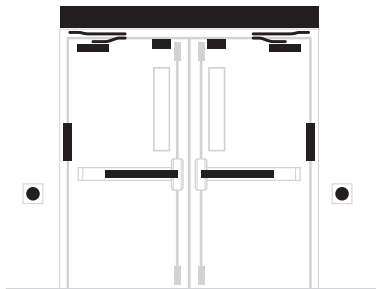


With a hands-free door opening, you can keep your hands clean from entrance to exit. ASSA ABLOY touchless solutions offer quick and affordable options to meet this challenge. Ideal for retrofit as well as new construction, our hands-free solutions offer a way to improve facility cleanliness by reducing touchpoints on highly trafficked openings. Most of all, ASSA ABLOY solutions work together simply to give you simplicity, efficiency and safety.



DOUBLE DOOR W/ CARD READER & ELECTRIC RETRACTION EXIT DEVICES*

QTY.	ITEM DESCRIPTION
v	Norton D6000 Series x Door Width x Finish – Double Automatic Operator
1	EXISTING CARD READER (by Door Integrator)
2	Sargent 56 8804 x Trim Style x Rail Size x Finish – Rim Exit Device w/ Electric Retraction
2	Securitron CEPT-10 x Finish – Electric Power Transfer
1	KRN-SWINGER-75W – Swinger Control
2	BEA MS08 - Touchless Push Plate
OPTIONAL ACCESSORIES	
1	BEA 10BodyGuardIII – Body Guard Sensor
2	BEA 10SuperScanII – Safety Sensor



DOUBLE EGRESS DOORS W/ PUSH/PULL HARDWARE*

QTY.	ITEM DESCRIPTION
1	Norton D6001DE Series x Door Width x Finish – Double Egress Automatic Operator
2	BEA MS08 - Touchless Push Plate
2	Push Hardware
2	Pull Hardware
OPTIONAL ACCESSORIES	
2	BEA 10BodyGuardIII – Body Guard Sensor
4	BEA 10SuperScanII – Safety Sensor

Sample Solution Sets for Common Openings

The touchless solution sets listed are examples only. Most openings have multiple options available. Unified will work with you to specify solutions that fit your building's specific needs.

*Fire-rated products should be specified for all fire-rated applications/openings.



Unified Door & Hardware Group can help you transition to touchless and build confidence in public spaces again. We can recommend solutions to match your specs — whether retrofit or all new hardware.

COMMERCIAL HARDWARE | CUSTOM ENGINEERED OPENINGS
EJ ENTERPRISES | HALPERN | HUDSON VALLEY DOOR & HARDWARE
LIBERTY DOOR SYSTEMS | NEW DOOR INSTALLATION
NEXT DOOR DISTRIBUTION | PREVENT SECURITY & TECHNOLOGY
TRU-FIT | WEINSTEIN & HOLTZMAN